



**Ruth Miskin  
Training**



**Welcome.**

**Parent and carers  
Read, Write Inc.  
workshop 2024.**

# Reading changes everything

---

Teach a child to read and keep that child reading and we will change everything.

**And I mean everything.**

*Jeanette Winterson*

# Intentions for our workshop...

---


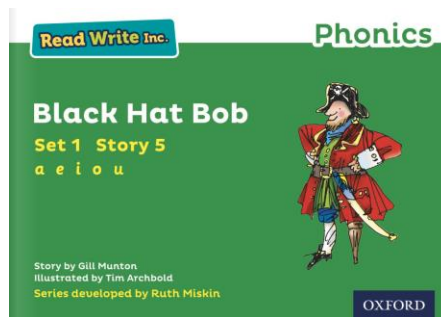
To support parents and carers to feel better informed about their child's phonics learning.

We will cover the following:

- What we cover in school and when
- How we cover and teach it in school
- Ways you can support at home

# Read Write Inc. Phonics and Fresh Start

- Reception to Year 2 - children learning to read in YR– Y2
- Year 3 to Year 4 - older children who need to 'catch up'
- **Year 5 and Year 6 - Fresh Start**
- Children are taught in groups based on their stage of reading
- The groups are deciding from ongoing assessments





# Progress groups

---

- Group children by phonic stages.
- Teach to the group's challenge level.
- Re-assess all children every half term.
- Children needing additional support will be given this through additional interventions.
- For these children, teachers may send home some virtual lessons and additional resources so you can support them at home.

# What is phonics?

---

Sounds

mat

ship

Graphemes

*demonstrate, containing, roamed, trivial,  
injured, whimper*

# English alphabetic code

---

- 44 sounds
- 26 letters
- Over 150+ graphemes (letter combinations)

One of the most complex alphabetic codes in the world!



# Speed Sounds Set 1 and Set 2

## Consonant sounds – stretchy

f	l	m	n	r	s	v	z	sh	th	ng
										nk

## Consonant sounds – bouncy

b	c	d	g	h	j	p	qu	t	w	x	y	ch
	k											

## Vowel sounds – bouncy

a	e	i	o	u	ay	ee	igh	ow
---	---	---	---	---	----	----	-----	----

## Vowel sounds – stretchy

## Vowel sounds – stretchy

oo	oo	ar	or	air	ir	ou	oy
----	----	----	----	-----	----	----	----

# Pure Sounds ([ruthmiskin.com](http://ruthmiskin.com))

---

## Sound pronunciation guide



# Speed Sounds Set 3

## Consonant sounds

f	l	m	n	r	s	v	z	sh	th	ng
ff	ll	mm	nn	rr	ss	ve	zz	ti		nk
ph	le	mb	kn	wr	se		s	ci		
					c		se			
					ce					

b	c	d	g	h	j	p	qu	t	w	x	y	ch
bb	k	dd	gg		g	pp		tt	wh			tch
	ck				ge							
	ch				dge							

## Vowel sounds

a	e	i	o	u	ay	ee	igh	ow
	ea				<u>a</u> -e	<u>e</u> -e	<u>i</u> -e	<u>o</u> -e
					ai	y	ie	oa
						ea	i	o
						e	y	

oo	oo	ar	or	air	ir	ou	oy	ire	ear	ure
<u>u</u> -e			oor	are	ur	ow	oi			
ue			ore		er					
ew			aw							
			au							

# Sounds + blending = word reading

---



+



=

sat

# Fred and Fred Fingers

---



Shall we have some **l-u-n-ch**?

What would you like to **p-l-ay**?

Let's put on your **c-oa-t**.



# 'Three with me, four at home'

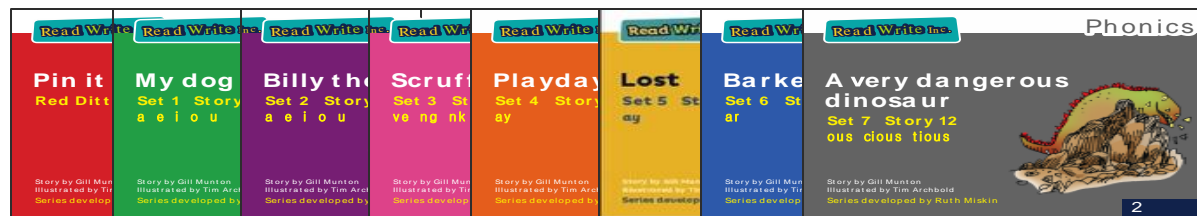
---

Accuracy

Fluency

Comprehension

Read and enjoy at home



# 'Special Friends', 'Fred Talk'

1.6

ship

## Black Hat Bob

Black Hat Bob  
is on his ship.

This is his peg leg.



# Red Words

---

I

said

This is Red Hat Rob.



“I will grab that cash box,” he said.




# Reading books for home

Read, Write Inc. Phonics books will be changed once a week.

Children will come home with:

- a book bag RWI reading book
- If applicable, a previously read RWI Storybooks for extra practice
- a quality text - from the library and/or their classroom book area. This will be different to reception initially.



# What can I do?

Ask your child to read the sounds and words before they read the story.

They will enjoy teaching you to read these words too.

## Speed Sounds

Consonants Ask children to say the sounds.

f	l	m	n	r	s	v	z	sh	th	ng
ff	ll		nn	rr	ss	ve	zz			nk
	le		kn				s			

b	c	d	g	h	j	p	qu	t	w	x	y	ch
bb	k	dd	gg			pp		tt	wh			tch
	ck											

Each box contains one sound but sometimes more than one grapheme.  
Focus graphemes for this story are circled.

## Story Green Words

Ask children to read the words first in Fred Talk and then say the word.

Sanjay Miss Hay ill cup tray ring

Ask children to say the syllables and then read the whole word.

animal o'clock okay Stingray

Ask children to read the root first and then the whole word with the suffix.

play → played egg → eggs

## Red Words

Ask children to practise reading the words across the rows, down the columns and in and out of order clearly and quickly.

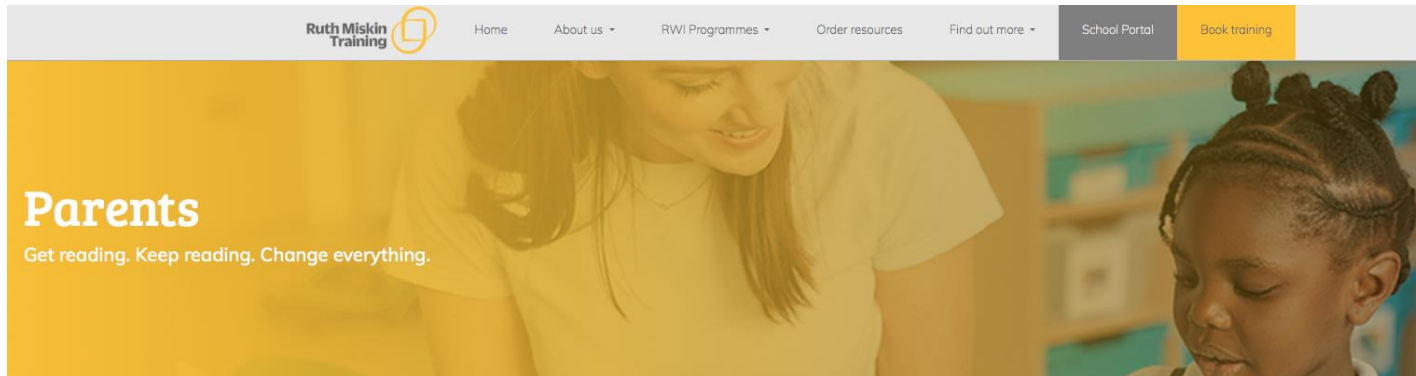
of	are	said	you
all	no	he	call
we	put	your	to
want	I've	she	go

# What can I do?

---

1. Avoid reading the story to them first.
2. Avoid asking your child to guess a word by looking the pictures.
3. Try not to become irritable if your child ever struggles!
4. Use pure sounds rather than letter names.
5. Use Fred Talk to help your child to read and spell words.
6. Listen to your child read their Storybook every day.
7. Read stories to your child every day.

# Free Video Tutorials (ruthmiskin.com)

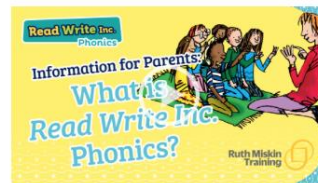



## ***Read Write Inc. Phonics – information for parents***

Our films show how we teach children to read and write with Read Write Inc. Phonics.

If your child is in a Read Write Inc. school or if you have bought a parent pack, the films will help you and your child practise together at home.

If you have a question for us, please get in touch via our [Facebook](#) and [Twitter](#) pages.



## Online resources available

---

Ruth Miskin Parents' Page:

<https://www.ruthmiskin.com/parents/>

Ruth Miskin Facebook:

<https://www.facebook.com/miskin.education>

Free e-books for home reading:

<http://www.oxfordowl.co.uk/Reading/>

# Any questions?

---



---

Reading feeds the imagination, it expands horizons and offers new and exciting ways of seeing and making sense of our lives and of the world around us.

*Michael Morpurgo*